



Project Challenge North Carolina, Inc

Helping Youth Serve Their Community

REPORT TO THE NORTH CAROLINA GENERAL ASSEMBLY

April 1, 2010

Corporate Office
7548-B Hwy 19E • Spruce Pine, NC • 28777
Phone: (828)765-0776 • Fax: (828)765-7206
ProjectChallengeNC.org

Project Challenge North Carolina, Inc.

"Helping Youth Serve Their Community"

To: North Carolina General Assembly

From: Gordon Keath, President/CEO
Project Challenge North Carolina Inc.

Subject: Fiscal Year 2008/2009 Report

The following report details the activities, services and effectiveness of programming by Project Challenge North Carolina Inc. and the use of funds provided to them by the North Carolina General Assembly, North Carolina Department of Juvenile Justice and Delinquency Prevention, and the local Juvenile Crime Prevention Councils for the period of July 1, 2008 through June 30, 2009.

Included in this report is a brief history and purpose statement outlining the growth, activities and success of the program.

HISTORY

Project Challenge was founded in 1994 by now Chief Judge Alexander Lyerly of the 24th Judicial District and the current President /CEO Gordon Keath. Its initial purpose was to provide the juveniles and juvenile court in the 24th Judicial District a consistent program district wide that was effective in changing the delinquent behaviors of those coming before the court. The organization was created as a 501c3.

Because of the effectiveness and success of the program from 1994 to 2009 the program has been invited to expand from the original five counties into 33 counties. The program is now providing services in ten of North Carolina's Judicial Districts. The invitation to grow began with The Administrative Offices of the Court, and the Juvenile Court Counselors Office and they have continued with the Department of

Juvenile Justice and Delinquency Prevention and currently are beginning on the Qualla Boundary with the Eastern Band of the Cherokee Indians.

"Project Challenge continues to provide valuable services to youth in the State of North Carolina and helps the Department ensure that a full continuum of services are available for youth at-risk of becoming court involved and youth who are already under Department supervision."

*-LINDA W. HAYS, Secretary
North Carolina Department of Juvenile
Justice and Delinquency Prevention*

PURPOSE

Project Challenge is a community service based restitution program. Its purpose is to help youth become involved in a giving way within their communities in order to make restitution for their crimes. The program's goal is for youth to continue to be involved in their communities after fulfilling their commitments to the courts. The program serves youth who are diverted from court, court involved youth in both the level I and level II categories and youth who have transferred in from other states and would have been considered level III had they been adjudicated in North Carolina.

"Most of the programs with which I am familiar have a downside or two. Project Challenge is the exception. We were fortunate enough in the 24th Judicial District to have Project Challenge from "day one", and this program has been an absolute positive for the youth we serve by way of Juvenile Court, and it has been a positive for the whole Community as well. Project Challenge provides a positive influence on our youth, and gives the Court a unique opportunity to direct youth's energy in a good direction, while providing the whole community with services. Often, it is the first opportunity our young people have that is a real chance to do something good for the community in which they live, and that realization alone builds confidence and character in the person. Project Challenge and the staff are to be commended for their efforts and success. The State of North Carolina is a better place to live because of the support that the General Assembly has afforded Project Challenge."

*-ALEXANDER LYERLY, Chief Court Judge
24th Judicial District*

SERVICE AREA

During 2008/2009 fiscal year, Project Challenge provided service in the 6B, 19A, 20th, 22nd, 23rd, 24th, 25th, 26th, 29th, and 30th Judicial Districts. These districts are located from the east to the most western district. They include Alexander, Alleghany, Ashe, Avery, Bertie, Burke, Cabarrus, Caldwell, Catawba, Cherokee, Clay, Davidson, Graham, Haywood, Henderson, Hertford, Iredell, Jackson, Polk, Macon, Madison, McDowell, Mitchell, Northampton, Rutherford, Swain, Transylvania, Union, Watauga, Wilkes, Yadkin, and Yancey.

DIRECT SERVICES

Since it's beginning, Project Challenge has accommodated a greater number of community service hours than the norm. The reason is simple: If you place youth on a Habitat for Humanity site for a day, all they will do is sweat, but if you put them back there Saturday after Saturday, they become part of that Habitat community.

Project Challenge requests a minimum of 35 hours of community service for a diverted referral; and for a delinquent referral a minimum of 65 hours. If youth have been ordered to pay monetary restitution, they can take advantage of our restitution bank, they may do so at the rate of \$5.00 per hour. These hours in addition to the hours mentioned above. Also, to utilize the restitution bank, they must do so in their first 90 days of supervision. This assures that the victims receive their monies in a timely fashion.

"Project Challenge provides an avenue of community service and the ability to earn restitution, but even more importantly the program helps build self esteem and an understanding of community responsibility in the youth that Project Challenge serves."

*-HON. HUGH B. LEWIS
26th District Court Judge*

During 2008/2009, Project Challenge provided services to **1948** youth who had **46,455** hours of community service ordered and completed **36,974** hours. The youth also paid more than **\$61,715** of restitution to victims of their crimes. This represents an additional **12,343** hours of service within their communities for a total of **49,317** community service hours for the year.

" Our court counselors and district court judges have so completely embraced the type of restorative justice represented by Project Challenge, that nearly 100% of our court-involved youth receive their services. We are strong believers in their philosophy of providing each youth with the opportunity to provide their community with something of value, while learning their own personal value in the process. I strongly believe that Project Challenge's community service/restitution philosophy and programming should become the standard for this state, because simply put - - it works!"

-CHUCK MALLONEE, Chief Court Counselor, DJJP 30th Judicial District

Project Challenge also includes a wilderness component. Participation is required for any Level I or II youth where this component is funded. This component is modeled on methods used in the corporate world to build team and leadership. It is designed to enhance motivation, team building, social skills, and time management strategies.

Additional Community Activities

Project Challenge also supports other community activities and services. Some examples would be, in **Macon County** Project Challenge supports the children residing at the **Methodist Children's Home, Multi Purpose Group Home** by providing weekly community service opportunities. By continued support of the group home children they are introduced to the community in ways that helps them understand their value and acceptance within their community. This directly supports the therapeutic nature of the home. In **Statesville**, Project Challenge is a big part of "World Youth Day" by supporting service projects across **Iredell County** and providing transportation for dozens of other organizations. Project Challenge continually looks for ways to partner with other agencies and organizations in all the counties we serve.

Throughout all program activities, Project Challenge staff work on "life skills". We focus on four in particular: Following Instructions, Accepting Correction, Asking Permission, and Getting Along With Peers. In most cases, the original charges can be

"So many of our court involved kids come to us at their lowest point in life. They feel separated from all that is good. Project Challenge not only gives them a positive experience that makes them feel valued, but they also truly care! What a great way to encourage change."

-DIANNE WHITMAN, 30th District, Juvenile Court Counselor Supervisor

linked to one of these four life skills.

These seem to be very basic, but have proven to be very effective.

When combined, these program components are very effective in helping youth to begin to make better choices in their lives. The giving of self to others is the foundation of the program; how-

ever, taking responsibility for one's own actions is essential to changing ones future choices. Life skills are the basis of making better choices.

EFFECTIVENESS

A model program called Project Challenge in Marion County, Florida was used for the founding of Project Challenge North Carolina, Inc. Project Challenge NC changed many of the program components to create the Project Challenge System that is now in place here in North Carolina and has made many improvements over its 15 years in operation. The recidivism rate has varied from year to year with the introduction of "Diversion" within the juvenile justice system.

"Project Challenge provides an opportunity for children involved with the Department of Juvenile Justice and Delinquency to perform Community Services Work in their home communities. Project Challenge provides direct supervision while the children get involved with events, organizations, and in the community in a way in which most of them have never experienced. It might working in beautification projects at parks, habitat for humanity projects, assisting elderly citizens through the Council on Aging, or assisting in community events. These children have a feeling of success when completing their community service. Success is a feeling that most of these children have never experienced. Not only can they give back to the community through community service, but they can also earn restitution through community service work. Many times children want to continue with community service with Project Challenge after their court ordered hours are completed. Project Challenge is a program that truly gives to the community by providing services to the community and services to the children that gives them opportunities to be successful."

-TOM KILBY Chief Juvenile Court Counselor, 23rd Judicial District

The recidivism rate for the original Florida Project Challenge program was 40%. In fiscal year 1998/1999, our first year of data collection, Project Challenge North Carolina, Inc. showed a recidivism rate for youth in our program of 20%. Our recidivism rate continues to be lower than the national average of 25%. In fiscal year

"Project challenge is a vital organization in promoting a collaborative approach to serving the children and youth of North Carolina."

-BRANDY BYNUM, Action for Children

2000/2001, the rate was 8%; in fiscal year 2001/2002, 7.5%; in fiscal year 2002/2003, 18%, in fiscal year 2003/2004, 9%; in fiscal year 2004/2005, 14%; in fiscal year 2005/2006, 16%; 2006/2007 18.8%, 2007/2008 15% and for **the period covered in this report, 12.4%.**

This recidivism rate is based on **any new contact with the court, not conviction rates.** This shows a rate of **12.6% over a 11 year period.**

The North Carolina Sentencing and Policy Advisory Commission in their "**Juvenile Recidivism Study**" that was submitted to the North Carolina General Assembly during the 2009 session showed an overall recidivism rate of 55.2% for restorative justice programs. (Table 3.12) The report also showed a overall juvenile rate of 35.5%. (Those who had not yet aged out of the juvenile system). The Advisory Commission rates are from 2004 and not the time period covered by this report for Project Challenge. The 2004 data is the most recent reported and are used for comparison only. Also, the Commission used data on youth that were adjudicated delinquent only. Project Challenge data includes that of status offences as well.

With 87% of program participants not reentering the criminal justice system, the Project Challenge System is proving to be one of the most effective programs for adjudicated youth in the nation.

Cost Analysis

During 2008/2009 Project Challenge provided services to 1948 youth of which 1164 were new admissions. This is 36.2% of all the JCPC admissions in the counties we serve.

The average cost per child served by Project Challenge was \$1,055.77. The cost per child varies depending on the judicial district. This variance is mainly due to the geographic size and the volume of children. In more urban environments the large volume of referrals drives down the cost per child simply by the large numbers. The opposite is true for the rural districts.

When compared to the cost of serving a youth in a Youth Development Center of \$104,542.(DJJDP YDC 2007/2008) the cost of Project Challenge serving a child for an entire year is just 1% of that cost. Clearly the YDC's have a more challenging group of children. However, the low recidivism rate of those served by Project Challenge greatly reduces the chances of them moving deeper into the Juvenile and Criminal Justice Systems.

"WE would be a lot better off if we had a program like Project Challenge in every county. This is one of the only programs that shows real effectiveness for its services. Unlike most programs Project Challenge uses information to monitor and constantly improve its services and goes way beyond most other restorative justice programs in providing wide range of appropriate services for court involved youth."

— JOEL ROSCH PhD, Senior Research Scholar –Duke University Center for Child and Family Policy

Considering the statewide juvenile recidivism rate of 35.5% (North Carolina Sentencing and Policy Advisory Commission Juvenile Recidivism Study, Table 3.12) and the Project Challenge rate of 12.4% the costs to the local community including law enforcement, schools and others is considerable. These cost would be difficult to measure. One measure that is definable would be to compare the 12.4% Project Challenge recidivism rate to the 35.5% state recidivism rate multiplied by the YDC Commitment rate of 0.48%. This would mean the number of children who reoffended and were committed served by Project Challenge would be 6 while the average for the state would be 17. At a cost of 104,542 per child the cost of 17 youth would be \$1,777,214 while the cost of the 6 served by Project Challenge would be \$627,252 or a savings to North Carolina of \$1,149,962.

Project Challenge is invaluable to the humane society. Many of the animals would not get out of their kennels if it were not for the participants in the Project Challenge program taking the animals out and walking and brushing them. Along with the socializing of the animals the participants of the program have been involved in the production of the new fenced in play area. If it were not for this program the Humane Society would be in great need of services to the animals and the facilities. In conclusion to all of the services and support that this program provides, they have helped with fund raisers and adoption days to help the humane society. Project Challenge is one of the best programs that we have ever had help us and we appreciate everything that they do.

Macon County Humane Society

Continued Collaborative Services

Project Challenge North Carolina, Inc. during the time period covered in this report has continued to support system improvement within the North Carolina juvenile justice system. One way this is addressed is by a process that is now called the Juvenile Justice Treatment Continuum (JJTC). The JJTC platform is an integrated platform of services that requires the collaboration of three agencies that work with court involved youth: DJJDP, mental health provider, and restorative justice provider. Project Challenge is that restorative justice provider. In creating JJTC, we recognized early that the three primary agencies involved in supporting behavioral change in our youth needed to work together to address issues in home, school and community.

The platform includes several evidenced based practices, including Motivational Interviewing, Aggression Replacement Training, and curriculum based substance abuse intervention and prevention programs. Project Challenge is a full partner in this process, and Project Challenge staff in the JJTC involved counties are trained along with mental health providers and DJJDP court counselors in each of these practices, allowing all involved agencies to speak a common language and share a common approach to court involved youth and their families.

Project Challenge provides the restorative justice programming for the platform. Project Challenge staff participate in weekly staffings, based on county teams, on all youth served through the JJTC platform, sharing information on behaviors in home, school, and community settings. In addition, Project Challenge staff are a part of child and family teams, providing their input and support in planning and crisis intervention.

"Just wanted you to know that I found it an unexpected pleasure to work with the community service workers from Project Challenge. I like it that the coordinators are hands on with the children. And if somebody is not working, they are told they will not get the hours unless they keep doing their task. I got no complaints from the children even though the day was cold and wet."

-MARGARET BROWN
Mecklenburg County
Parks & Recreation Department

This is a cross agency collaborative effort that has not been seen in the past. Court counselors in the 30th District, where JJTC began, express great satisfaction with the availability of a full continuum of services to their youth. Some of our outcomes include:

- Virtual day supervision programs specifically targeting youth in out of school suspension.
- Eight week parenting groups that continues to be effective and well attended.
- Reduction in days of out-of-home placement.
- Continued increased collaboration and partnering among agencies.

Project Challenge is a partner in the JJTC project, funded by the Governor's Crime Commission, Kate B. Reynolds, and other sources. Our expanded vision is to ensure youth across the state have access to a integrated platform of services, provided by collaborating agencies and demonstrating the systems of care philosophy.

(Please see attach "Parent" letter.)

Attention: 30th Judicial Court of Jackson County, North Carolina

Reference to Juvenile Matters Concerning:

Judges, Court Counselors, **Project Challenge**, Project SOAR, Project Pursuit, Meridian Behavioral Health Services

July 28, 2009

My name is Juliane Joest and I am writing to share my experiences with the Juvenile Justice System. I want to share with you that the Juvenile Justice Treatment Continuum, or JJTC, is saving families and offering the steps for healthy lifestyles for youth and their parents **RIGHT HERE, RIGHT NOW**, in Jackson County, North Carolina!

I am the single working mother of four sons – four teenaged sons – three of whom have been involved with JJTC (NC) since August 2008. The oldest one has “aged out,” but the other two have on-going involvement. And actually the middle son, the most challenging son, decided to vest himself in the JJTC program and actually turned his **LIFE** around! JJTC saved my son, and we have been able to re-develop a healthy, respectful, loving relationship. He completed his Community Service, and helped co-facilitate the A.R.T (Aggression Replacement Therapy) group via Meridian Behavioral Health Services. At his June Treatment Team Meeting, he requested that he would like the Court to recognize his accomplishments, AND, allow him to stay involved with the JJTC Program on a voluntary basis!

He feels the relationships he has built within the various JJTC components, including the new relationship he and I were able to nurture, and the support of this far-reaching continuum of providers has helped keep him drug free and away from the “wrong” friends and “wrong” choices. Because of the involvement of all of the people who compose the “Treatment Continuum” -- Court Counselor, Community Involvement through **Projects Challenge**, SOAR and Pursuit, Individual Counseling, A.R.T. Group, Multi-Family Counseling, and Counseling with me (his mother) – he verbalizes that he has been able to grow and mature and practice with all these adult folks AND get immediate feedback on his “more mature” choices. The more he worked and matured, he was rewarded with positive feedback from the adults in the Treatment Continuum, developed trust with me [his mother] which has opened opportunities for more freedom for him and propelled and challenged him to work even more!

My children have been involved in mental health services for years. We were recently, while living in Maryland, involved with Family Therapy for 2 ½ years. And all of my boys from 8th grade to the present have been in severe trouble with the School System, and the Juvenile Court System from 2004 – mid 2008. We were living in Maryland at the time. They were out of school, on suspensions, for up to 20 days at a time, inundated with **Un**supervised Community Service, on Electronic Monitoring, and in Mental Health Services. My boys physically assaulted

(page 2)

me, and were destructive in my home. My boys quickly learned DJJ was of no consequence to them so they would not have any consequence for on-going negative behaviors. From my experience with my children, I would say that the Maryland Juvenile Justice **WAS A BROKEN SYSTEM. THIS SYSTEM DID NOT WORK!**

However, what you have in Jackson County, North Carolina, with The Juvenile Justice Treatment Continuum is a Holistic Program! IT **IS** WORKING! IT **IS** MAKING DIFFERENCES! The resources that allow this program to exist **MUST** continue **and must increase!** Yes, it is a very resource-intense program . . .HOWEVER, these teens/youth are the upcoming high school graduates or drop-outs; these are the next parents mentally healthy or misdirected; our next workforce or welfare force; our next young adults living healthy, involved and productive lives OR those ravaged by substance abuse, isolation and negative poverty.

JJTC IS A LIFE CHANGING PROGRAM – IN THE LIVES OF THE YOUTH IT TOUCHES AND WITHIN THE FAMILIES DEALING WITH COURT INVOLVED YOUTH!

I saw growth and change in myself and in my sons, and in the lives of the families we were involved with through the Multi-Family Group Therapy. Growth comes as Youth and Families make the JJTC Program work for them. A family and youth must decide to make the program work for them as opposed to sitting back and waiting to be “fixed.” It is not a “perfect” program; however, I could always bring my issues of concern to the Treatment Team “Table” and we could resolve issues and clarify misunderstandings. NONE of JJTC was punitive. ALL of JJTC was about challenging Youth with making good choices, supporting them in these choices, AND about showing [not just telling] Youth how to build healthy relationships and giving them a multi-supportive milieu in which to practice building healthy relationships.

In a NUTSHELL: The JJTC Program is working here in Jackson County! I think if we stopped and looked around the country, we would not find a better working model of reaching and changing the lives of hurting Youth and their Families, than what we have here in the JJTC Program!

What higher commendation can I give the Jackson County, North Carolina Juvenile Justice Treatment Continuum than to tell you JJTC saved my sons! And, JJTC saved my family!

Sincerely,

Juliane Joest, JJTC Mother

I give permission for this letter to be copied and distributed in any way that might benefit Jackson County Juvenile Justice.

At the beginning of the 12 month period, 2008/2009, covered by this report 588 juveniles were enrolled in the Project Challenge Program statewide. During the year there were 1,360 new admissions for a total of 1948 served. The following analysis covers all of those who completed the program or who dropped out or were removed from the program prior to completion.

| District | Youth | Age Range | % White | Race % Black | % Hispanic | % Other | Sex % Male | % Female |
|----------|------------|--------------|------------|-----------------|------------|-----------|---------------|------------|
| 30th | <u>142</u> | <u>8-16</u> | <u>88%</u> | <u>3%</u> | <u>1%</u> | <u>8%</u> | <u>65%</u> | <u>35%</u> |
| 29th | <u>146</u> | <u>11-17</u> | <u>76%</u> | <u>11%</u> | <u>6%</u> | <u>7%</u> | <u>77%</u> | <u>23%</u> |
| 26th | <u>197</u> | <u>9-17</u> | <u>14%</u> | <u>64%</u> | <u>15%</u> | <u>7%</u> | <u>86%</u> | <u>14%</u> |
| 25th | <u>140</u> | <u>11-16</u> | <u>68%</u> | <u>28%</u> | <u>3%</u> | <u>1%</u> | <u>75%</u> | <u>25%</u> |
| 24th | <u>104</u> | <u>12-17</u> | <u>84%</u> | <u>0%</u> | <u>11%</u> | <u>6%</u> | <u>73%</u> | <u>27%</u> |
| 23rd | <u>168</u> | <u>8-16</u> | <u>83%</u> | <u>6%</u> | <u>7%</u> | <u>5%</u> | <u>70%</u> | <u>30%</u> |
| 22nd | <u>127</u> | <u>12-17</u> | <u>61%</u> | <u>27%</u> | <u>5%</u> | <u>7%</u> | <u>80%</u> | <u>20%</u> |
| 20th | <u>21</u> | <u>11-17</u> | <u>81%</u> | <u>14%</u> | <u>5%</u> | <u>0%</u> | <u>86%</u> | <u>14%</u> |
| 19th | <u>48</u> | <u>12-16</u> | <u>50%</u> | <u>29%</u> | <u>15%</u> | <u>6%</u> | <u>73%</u> | <u>27%</u> |
| 6B | <u>71</u> | <u>8-17</u> | <u>3%</u> | <u>94%</u> | <u>0%</u> | <u>3%</u> | <u>82%</u> | <u>18%</u> |
| Total | 1164 | 8-17 | 61% | 28% | 6% | 5% | 78% | 22% |

Types of Offense (most serious for each offender)

| Category 1 Offenses | # | Average Hours | Other Most Common Offenses | # | Average Hours |
|---------------------|------------|------------------|-------------------------------|------------|------------------|
| Murder/Man | <u>0</u> | <u>0</u> | Drug Offenses | <u>100</u> | <u>46</u> |
| Rape/Sexual Offense | <u>9</u> | <u>62</u> | Simple Assault | <u>220</u> | <u>45</u> |
| Robbery | <u>9</u> | <u>93</u> | Weapons Violation | <u>56</u> | <u>39</u> |
| Agg. Assault | <u>11</u> | <u>48</u> | Injury to Property | <u>124</u> | <u>46</u> |
| Burglary | <u>4</u> | <u>76</u> | Brk/Enter/Larceny | <u>122</u> | <u>69</u> |
| Larceny (Felony) | <u>105</u> | <u>50</u> | Undisciplined | <u>17</u> | <u>32</u> |
| Kidnapping | <u>0</u> | <u>0</u> | All Other Crimes | <u>387</u> | <u>65</u> |

(Not all are convictions)

| District | Youth | # / % | | | | |
|----------|------------|-----------------------------|---------------------------|--------------------------|------------|---|
| | | % of Successful Completions | % Removed by Court Action | % Refused to Participate | % of Other | Who re-offended after a successful Completion |
| 30th | <u>142</u> | <u>72%</u> | <u>8%</u> | <u>0%</u> | <u>20%</u> | <u>5 / 5%</u> |
| 29th | <u>146</u> | <u>87%</u> | <u>8%</u> | <u>3%</u> | <u>2%</u> | <u>13 / 10%</u> |
| 26th | <u>197</u> | <u>37%</u> | <u>44%</u> | <u>10%</u> | <u>8%</u> | <u>3 / 4%</u> |
| 25th | <u>140</u> | <u>68%</u> | <u>14%</u> | <u>1%</u> | <u>17%</u> | <u>11 / 12%</u> |
| 24th | <u>104</u> | <u>85%</u> | <u>10%</u> | <u>0%</u> | <u>5%</u> | <u>15 / 17%</u> |
| 23rd | <u>168</u> | <u>70%</u> | <u>18%</u> | <u>0%</u> | <u>12%</u> | <u>26 / 22%</u> |
| 22nd | <u>127</u> | <u>75%</u> | <u>11%</u> | <u>2%</u> | <u>12%</u> | <u>13 / 14%</u> |
| 20th | <u>21</u> | <u>71%</u> | <u>19%</u> | <u>0%</u> | <u>10%</u> | <u>1 / 7%</u> |
| 19th | <u>48</u> | <u>75%</u> | <u>8%</u> | <u>6%</u> | <u>11%</u> | <u>7 / 19%</u> |
| 6B | <u>71</u> | <u>77%</u> | <u>11%</u> | <u>0%</u> | <u>12%</u> | <u>6 / 11%</u> |
| Total | 1164 | 72% | 15% | 2% | 11% | 12.44% |

| | Hours Ordered | Hours Completed | Restitution Ordered | Restitution Completed | Completion Rate |
|---|-----------------------------------|--------------------------|---------------------|-----------------------|-----------------|
| Diversions | <u>7,246</u> | <u>6,438</u> | <u>\$3,500</u> | <u>\$3,101</u> | <u>89%</u> |
| Undisc. dispositions | <u>543</u> | <u>468</u> | <u>\$0</u> | <u>\$0</u> | <u>86%</u> |
| Level 1 dispositions | <u>28,233</u> | <u>21,894</u> | <u>\$46,628</u> | <u>\$40,401</u> | <u>80%</u> |
| Level 2 dispositions | <u>10,433</u> | <u>6,331</u> | <u>\$18,983</u> | <u>\$14,611</u> | <u>65%</u> |
| Total | <u>46,455</u> | <u>35,131</u> | <u>\$69,111</u> | <u>\$58,113</u> | <u>80%</u> |
| *\$3095 being self-paid by participants | | | | | |
| | 12 Mos Prior to Prog. Involvement | During Prog. Involvement | % of Change | | |
| Juvenile Court Referrals | <u>1360</u> | <u>100</u> | <u>93%</u> | decrease | |
| Runaways | <u>162</u> | <u>21</u> | <u>87%</u> | decrease | |
| Suspensions and Expulsions | <u>1,328</u> | <u>235</u> | <u>82%</u> | decrease | |
| Secure Detention Orders | <u>240</u> | <u>35</u> | <u>85%</u> | decrease | |

Expenditures

| Distict | JCPC | County | Local | In-Kind | Total |
|-------------------------|--------------------|------------------|-----------------|------------------|--------------------|
| 30th | <u>\$155,638</u> | <u>\$30,192</u> | <u>\$171</u> | <u>\$0</u> | <u>\$186,001</u> |
| 29th | <u>\$206,009</u> | <u>\$7,136</u> | <u>\$657</u> | <u>\$43,019</u> | <u>\$256,821</u> |
| 26th | <u>\$328,441</u> | <u>\$0</u> | <u>\$5,394</u> | <u>\$98,532</u> | <u>\$432,367</u> |
| 25th | <u>\$148,598</u> | <u>\$0</u> | <u>\$10,629</u> | <u>\$41,954</u> | <u>\$201,181</u> |
| 24th | <u>\$126,427</u> | <u>\$29,988</u> | <u>\$24,593</u> | <u>\$0</u> | <u>\$181,008</u> |
| 23rd | <u>\$138,404</u> | <u>\$28,229</u> | <u>\$4,965</u> | <u>\$0</u> | <u>\$171,598</u> |
| 22nd | <u>\$155,096</u> | <u>\$0</u> | <u>\$1,810</u> | <u>\$47,264</u> | <u>\$204,170</u> |
| 20th | <u>\$44,260</u> | <u>\$0</u> | <u>\$480</u> | <u>\$13,278</u> | <u>\$58,018</u> |
| 19th | <u>\$46,584</u> | <u>\$0</u> | <u>\$7,790</u> | <u>\$13,975</u> | <u>\$68,349</u> |
| 6B | <u>\$116,567</u> | <u>\$11,787</u> | <u>\$10,168</u> | <u>\$0</u> | <u>\$138,522</u> |
| <u>Sub Total</u> | <u>\$1,466,024</u> | <u>\$107,332</u> | <u>\$66,657</u> | <u>\$258,022</u> | <u>\$1,898,035</u> |

Administrative DJJ Direct

Total

\$158,600

\$2,056,635

Contact Days 16,439 Cost/Day \$125.11

Hours Completed 49,317 Cost/Hour \$41.70

Clients Served 1,948 Cost/Client \$1,055.77

RECIDIVISM: During the past 12 months based on successful completions, how many juveniles who were involved in Project Challenge received a final discharge from Probation?

804

On average, how many months elapsed between their completion or release from Project and their final discharge from Probation?

3 months

After release from Project Challenge, how many of these juveniles were:

Adjudicated for a new misdemeanor offense?

80

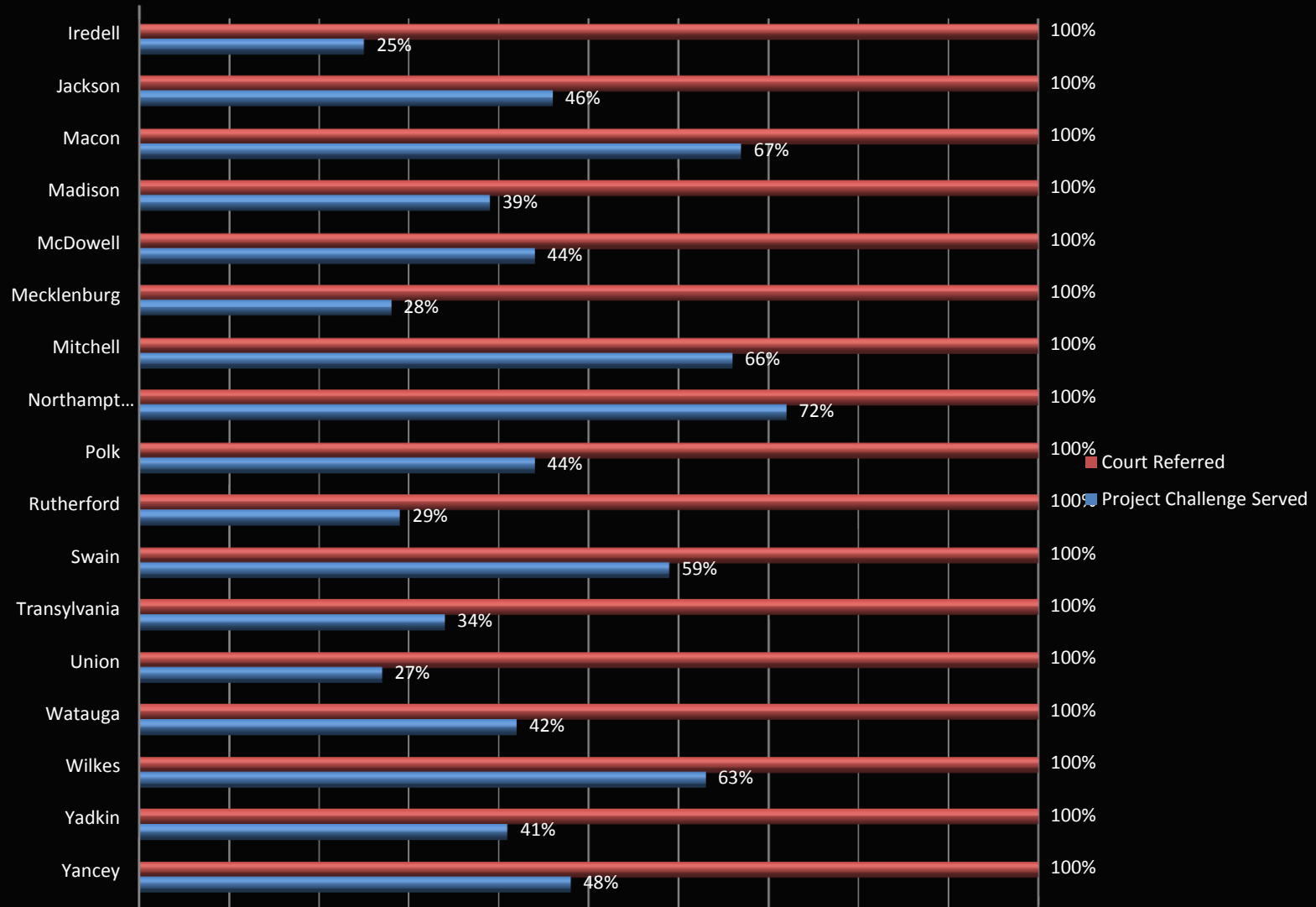
Adjudicated for a new felony offense?

13

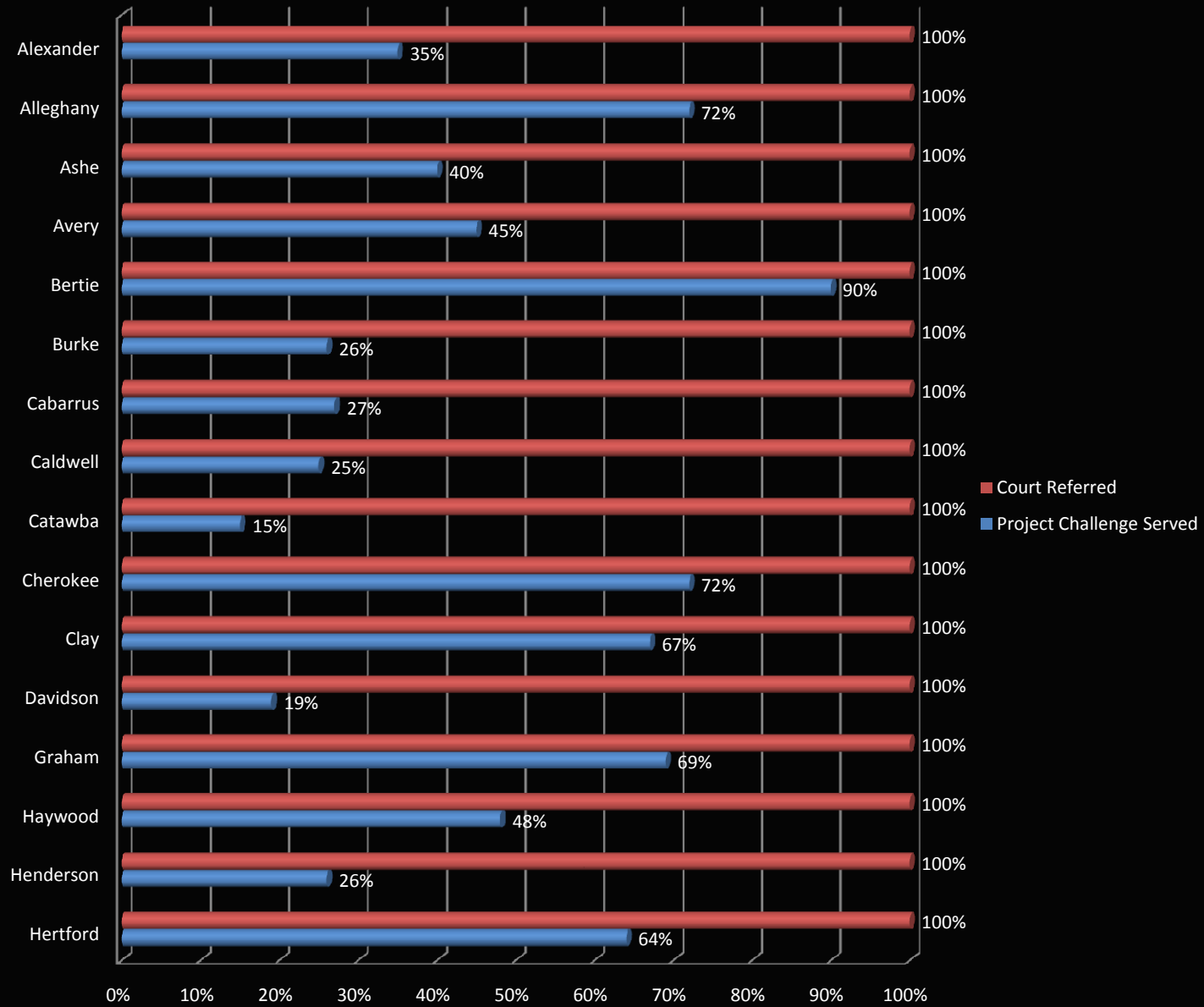
Overall recidivism rate of Project Challenge clients

12.44%

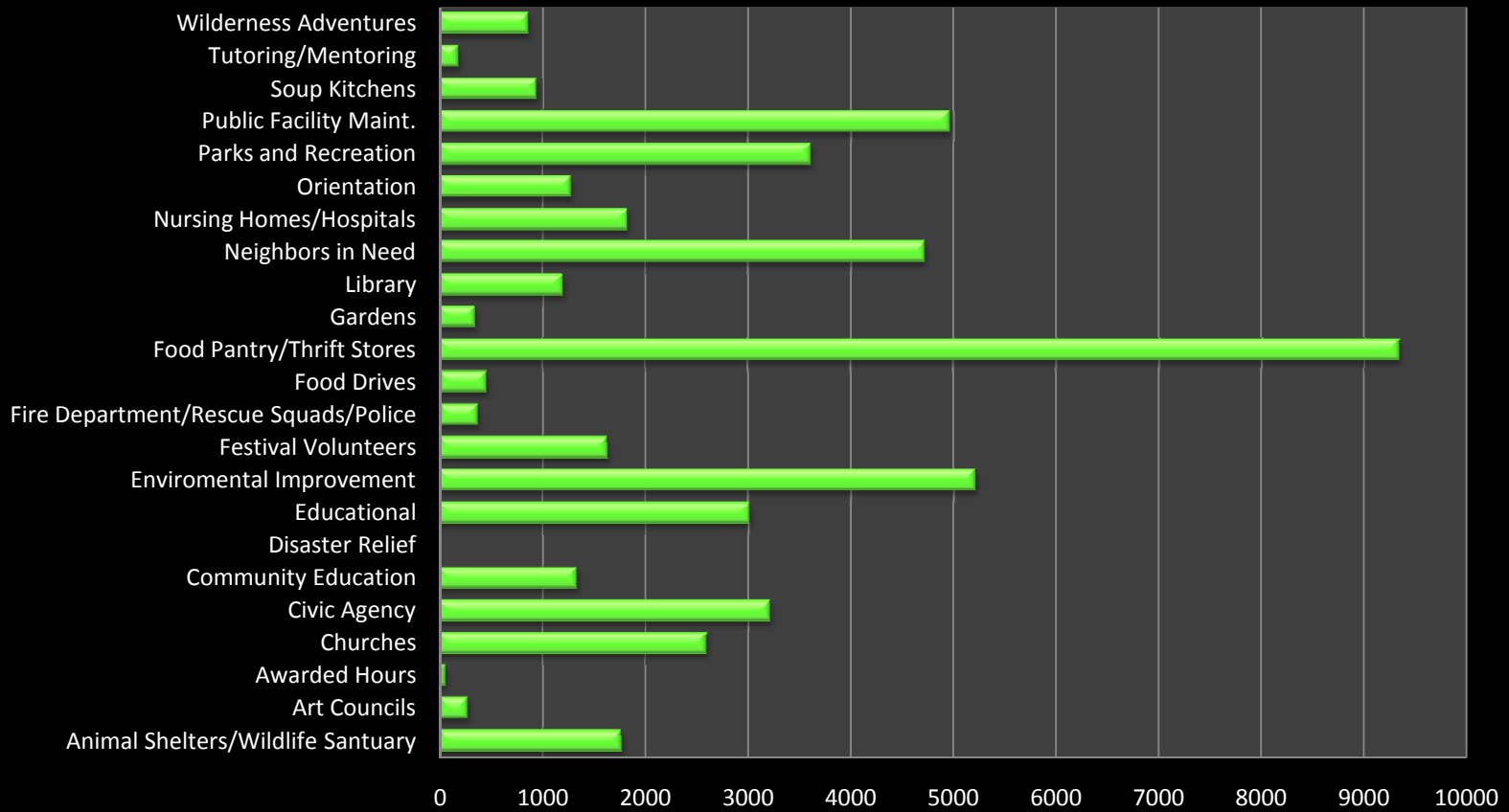
Saturation Rate Per County



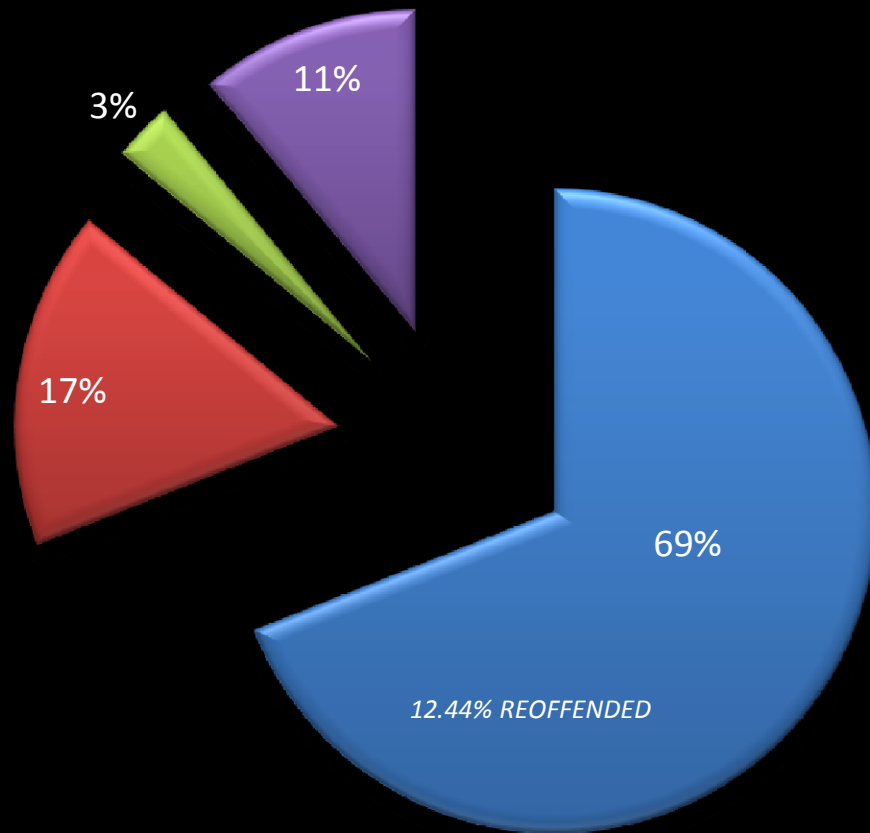
Saturation Rate Per County



Hours Completed Per Category



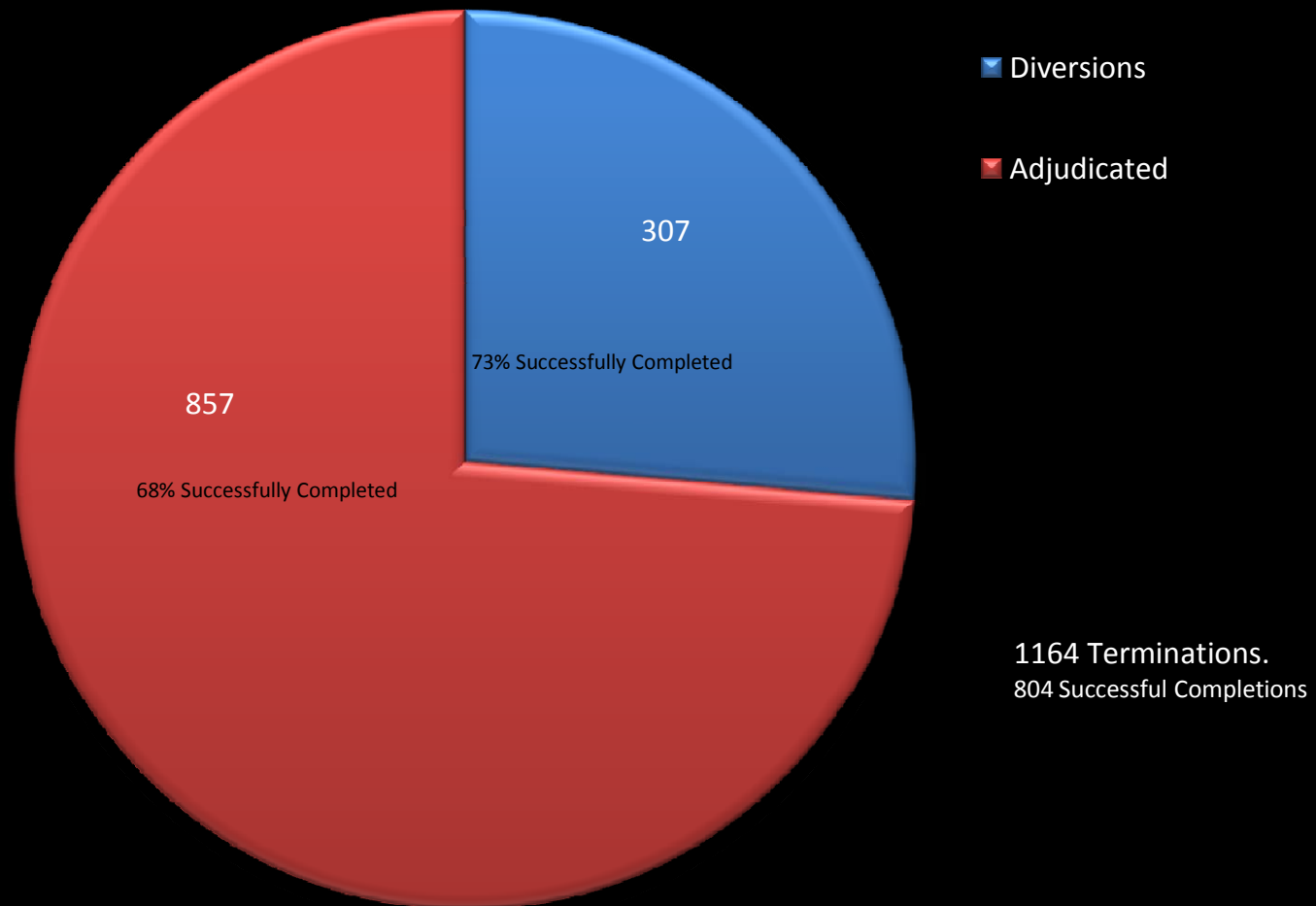
Termination Reason



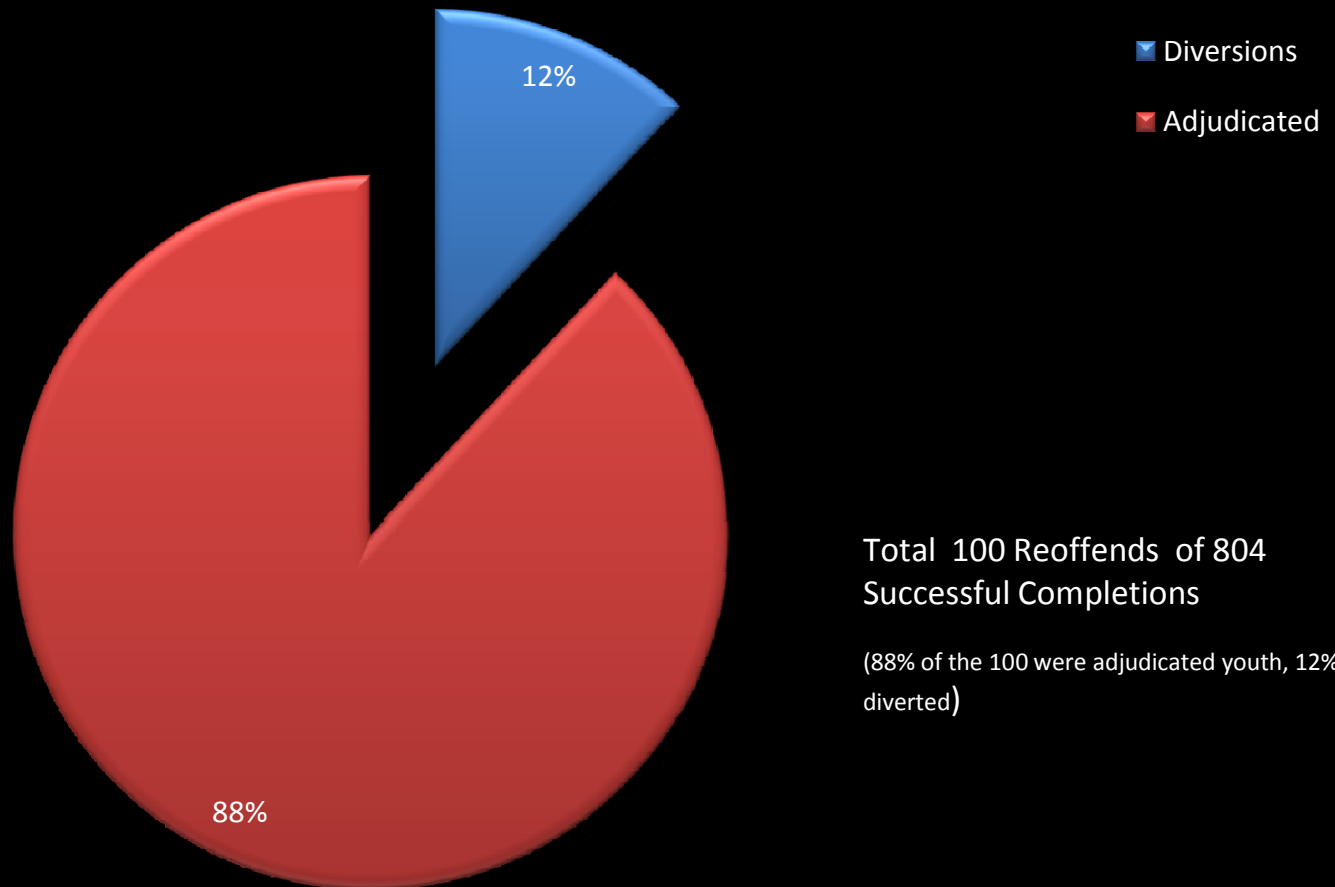
- Successful Completions
- Removed by Court Action
- Did Not Participate
- Other

1164 Total Terminations

Legal Status Prior to Termination



Reoffends Per Legal Status



Total 100 Reoffends of 804
Successful Completions

(88% of the 100 were adjudicated youth, 12% were
diverted)

Types of Reoffenses

